

# 9875/9975 Mortise lock device



**9875/9975 Mortise lock device** for all types of single or double doors, UL listed for Panic exit hardware. Devices are ANSI A156.3 – 2001 Grade 1. Fits stock hollow metal doors with 86 cutout and door stiles as narrow as 4 3/4" (121mm). The 9875 device has a smooth mechanism case and the 9975 device has a grooved case. The mortise lock device is non-handed except when the following device options are used: -2 (double cylinder) or SS (signal switch). See opposite page for available outside trim and device functions.

Hex key dogging comes standard on 9875/9975 Mortise Lock Devices



The 7500 Mortise lock is equipped with a 3/4" (19mm) anti-friction latch bolt which is field reversible without removing the lock from the door. It has a non-handed auxiliary bolt for deadlocking and a faceplate with an adjustable bevel.

**Finishes** – US3, US3A, US4, US4A, US10, US26, US26D, US26D-AM Antimicrobial, US28, 313, 315 & 643E. US15 and US32D available with 98 Series only.

## Specifications

Device functions	Device ships EO/DT/NL. Field selectable. For TP, K or L remove NL drive screw from device.	
Device lengths	3' 4'	2'4" to 3' (711mm to 914 mm) Door size 2'10" to 4' (864 mm to 1219 mm) Door size
Device centerline from finished floor	39 13/16" (1011 mm) 39 11/16" (1008 mm) with mullion	
Center case dimensions	8" x 2 3/4" x 2 3/8" (203mm x 70mm x 60mm)	
Mechanism case dimensions	2 1/4" x 2 1/4" (57mm x 57mm)	
Projection	Pushbar neutral – 3 13/16" (97 mm) Pushbar depressed – 3 1/16" (78 mm)	
Fasteners & sex bolts (SNB)	Includes screw pack for 1 3/4" (44mm) and 2 1/4" (57mm) thick metal or wood doors. Optional 425 SNB available, see page 13 for quantities.	
<b>Electric options</b>	<b>RX</b>	Pushpad monitor switch
	<b>RX2</b>	Double pushpad monitor switch
	<b>E</b>	Electric locking & unlocking trim
	<b>EL</b>	Electric latch retraction
	<b>QEL</b>	Quiet electric latch retraction
	<b>SS</b>	Signal switch
	<b>CX</b>	Chexit delayed exit
	<b>ALK</b>	Alarm exit kit
	<b>WP-RX</b>	Waterproof request to exit
	<b>CON</b>	Allegion Connect
<b>Mechanical options</b>	<b>-2</b>	Double cylinder
	<b>GBK</b>	Glass bead kit
	<b>PN</b>	Pneumatic latch retraction
	<b>SNB</b>	Sex bolts
	<b>SEC</b>	Security screws
<b>Dogging feature</b>	Hex key dogging standard	
<b>Dogging option</b>	<b>CD</b>	Cylinder dogging
	<b>SD</b>	Special center case dogging
	<b>LD</b>	Less dogging
	<b>DI</b>	Dogging indicator
	<b>CI</b>	Cylinder dogging indicator
<b>Strikes</b>	<b>575</b> – Dull Black	

**QEL**  
**Quiet electric latch retraction**

- Bolt retraction via switch
- Converts exit door to push-pull operation

**CD**  
**Cylinder dogging**

- Replaces hex key dogging
- Requires standard 1 1/4" mortise cylinder

**CX**  
**Chexit delayed exit**

- Meets NFPA 101 requirements
- Self-contained controls, locking, alarm

**RX**  
**Pushpad monitor switch**

- Signals use of an opening
- SPDT switch to monitor pushpad

**EL**  
**Electric latch retraction**

- Enables remote unlatching
- Alternative to manual dogging

**ALK**  
**Alarm exit kit**

- Unauthorized opening triggers 85-decibel horn
- Set in armed or disarmed mode by key

**E (E7500)**  
**Electric mortise lock device**

- Remains latched while unlocked
- Remote electrical control

**CON**  
**Allegion Connectors**

- Common connectors to connect various door hardware all the way to the power supply




**PN**  
**Pneumatic latch retraction**





- For areas where electrical devices banned
- Special linkage for mechanical or pneumatic dogging

**SS 7500**  
**Signal switch**

- Signals unauthorized use of an opening
- Switch makes latch bolt tamper-resistant

**Standard trim**

	EO	DT 	NL 	HL 
	<b>No outside trim</b> Exit only	<b>Dummy trim</b> Pull when dogged (not recommended for fire device)	<b>Night latch</b> Key retracts latchbolt	<b>Hospital latch</b> Key locks & unlocks
<b>Product description</b>	9875EO 9975EO	9875DT 9975DT	9875NL 9975NL	9875HL 9975HL
<b>Trim description</b>	—	990DT	990NL-M	HL6M
<b>Escutcheon plate size</b>	—	3" x 14 <sup>3</sup> / <sub>16</sub> " x 3 <sup>3</sup> / <sub>32</sub> " (76x360x2mm)	3" x 14 <sup>3</sup> / <sub>16</sub> " x 3 <sup>3</sup> / <sub>32</sub> " (76x360x2mm)	2 <sup>9</sup> / <sub>16</sub> " x 5 <sup>1</sup> / <sub>2</sub> " x 2 <sup>5</sup> / <sub>8</sub> " (65x140x67mm)
<b>Pull center to center</b>	—	5 <sup>1</sup> / <sub>2</sub> " (140mm)	5 <sup>1</sup> / <sub>2</sub> " (140mm)	—
<b>Projection</b>	—	2" (51mm)	2" (51mm)	2 <sup>5</sup> / <sub>8</sub> " (67mm)
<b>ANSI function</b>	01	02	03	—
<b>Cylinder type</b>	—	—	1 <sup>1</sup> / <sub>4</sub> " Mortise	1 <sup>1</sup> / <sub>4</sub> " Mortise
<b>Handing</b>				
<b>Optional trim</b>	x990EO x996EO	x996K-DT x996L-DT) x696DT x697DT	x996K-NL x996L-NL x696NL x697NL	
<b>Optional #425 SNB quantity for device</b>	6	2	2	2

	L 	L-NL 	L-BE 	L-DT 
	<b>Lever</b> Key locks & unlocks	<b>Lever – night latch</b> Key retracts latchbolt	<b>Lever – blank escutcheon</b> Always operable (no cylinder)	<b>Lever dummy trim</b> pull when dogged
<b>Product description</b>	9875L 9975L	9875L-NL 9975L-NL	9875L-BE 9975L-BE	9875L-DT 9975L-DT
<b>Trim description</b>	996L-M*	996L-NL-M	996L-BE-M*	996L-DT
<b>Escutcheon plate size</b>	2 <sup>3</sup> / <sub>4</sub> " x 10 <sup>3</sup> / <sub>4</sub> " x 2 <sup>7</sup> / <sub>32</sub> " (70x273x21mm)	2 <sup>3</sup> / <sub>4</sub> " x 10 <sup>3</sup> / <sub>4</sub> " x 2 <sup>7</sup> / <sub>32</sub> " (70x273x21mm)	2 <sup>3</sup> / <sub>4</sub> " x 10 <sup>3</sup> / <sub>4</sub> " x 2 <sup>7</sup> / <sub>32</sub> " (70x273x21mm)	2 <sup>3</sup> / <sub>4</sub> " x 10 <sup>3</sup> / <sub>4</sub> " x 2 <sup>7</sup> / <sub>32</sub> " (70x273x21mm)
<b>Pull center to center</b>	—	—	—	—
<b>Projection</b>	2 <sup>7</sup> / <sub>8</sub> " (73mm)	2 <sup>7</sup> / <sub>8</sub> " (73mm)	2 <sup>7</sup> / <sub>8</sub> " (73mm)	2 <sup>7</sup> / <sub>8</sub> " (73mm)
<b>ANSI function</b>	08	03	14	02
<b>Cylinder type</b>	1 <sup>1</sup> / <sub>4</sub> " Mortise	1 <sup>1</sup> / <sub>4</sub> " Mortise	—	—
<b>Handing</b>	Handed/Reversible	Handed/Reversible	Handed/Reversible	Handed/Reversible
<b>Optional #425 SNB quantity for device</b>	2	2	2	2

\* Electrified lever operation available

**Notes**

# 🔥 9875-F/9975-F Mortise lock fire exit device



**9875-F/9975-F Fire exit mortise lock devices** for all types of single doors up to 4' x 10' (1219mm x 3048mm) or 8' x 10' (2438mm x 3048mm) double doors installations, UL listed for fire exit hardware; See page 72 for detailed information on UL listed fire exit hardware label and door opening size information. Devices are ANSI A156.3 – 2001 Grade 1. Fits door stiles as narrow as 4 3/4" (121mm). The 9875-F device has a smooth mechanism case and the 9975-F device has a grooved case. The mortise lock device is non-handed except when the following device options are used: -2 (double cylinder) or SS (signal switch) devices. See opposite page for available outside trim and functions.

The 7500 Mortise lock is equipped with 3/4" (19mm) anti-friction latch bolt which is field reversible without removing the lock from the door. It has a non-handed auxiliary bolt for deadlocking and a faceplate with an adjustable bevel.

**Finishes** – US3, US3A, US4, US4A, US10, US26, US26D, US26D-AM Antimicrobial, US28, 313, 315 & 643E. US15 and US32D available with 98 Series only.

## Specifications

Device functions	Device ships EO/DT/NL. Field selectable. For TP, K or L remove NL drive screw.	
Device lengths	3' 4'	2'4" to 3' (711mm to 914 mm) Door size 2'10" to 4' (864 mm to 1219 mm) Door size
Device centerline from finished floor	39 13/16" (1011 mm) 39 11/16" (1008 mm) with mullion	
Center case dimensions	8" x 2 3/4" x 2 3/8" (203mm x 70mm x 60mm)	
Mechanism case dimensions	2 1/4" x 2 1/4" (57mm x 57mm)	
Projection	Pushbar neutral – 3 13/16" (97 mm) Pushbar depressed – 3 1/16" (78 mm)	
Fasteners & sex bolts (SNB)	Includes screw pack for 1 3/4" (44mm) and 2 1/4" (57mm) thick metal or wood doors. Optional 425 SNB available for metal doors. 425 & 825 SNB required on wood doors without SLM blocking. See page 11 for quantities.	
Electric options	<b>RX</b>	Pushpad monitor switch
	<b>RX2</b>	Double pushpad monitor switch
	<b>E</b>	Electric locking & unlocking trim
	<b>EL</b>	Electric latch retraction
	<b>QEL</b>	Quiet electric latch retraction
	<b>SS</b>	Signal switch
	<b>CX</b>	Chexit delayed exit
	<b>ALK</b>	Alarm exit kit
	<b>WP-RX</b>	Waterproof request to exit
	<b>CON</b>	Allegion Connect
Mechanical options	<b>-2</b>	Double cylinder
	<b>GBK</b>	Glass bead kit
	<b>PN</b>	Pneumatic latch retraction
	<b>SNB</b>	Sex bolts
	<b>SEC</b>	Security screws
	<b>SLM</b>	Special Laminate Material Blocking
Dogging option	No Mechanical Dogging. EL and QEL option available	
Strikes	<b>575</b> – Dull Black	

**QEL**  
**Quiet electric latch retraction**

- Bolt retraction via switch
- Converts exit door to push-pull operation

**RX**  
**Pushpad monitor switch**

- Signals use of an opening
- SPDT switch to monitor pushpad

**CX**  
**Chexit delayed exit**

- Meets NFPA 101 requirements
- Self-contained controls, locking, alarm

**ALK**  
**Alarm exit kit**

- Unauthorized opening triggers 85-decibel horn
- Set in armed or disarmed mode by key

**EL**  
**Electric latch retraction**

- Enables remote unlatching
- Alternative to manual dogging

**SG**  
**Safety glow**

- Shows exit door location in darkness or smoke
- Developed to meet MEA standards

**E (E7500)**  
**Electric mortise lock device**

- Remains latched while unlocked
- Remote electrical control

**SS 7500**  
**Signal switch**

- Signals unauthorized use of an opening
- Switch makes latch bolt tamper-resistant

**PN**  
**Pneumatic latch retraction**





- For areas where electrical devices banned
- Special linkage for mechanical or pneumatic dogging





**CON**  
**Allegion Connectors**

- Common connectors to connect various door hardware all the way to the power supply



**Standard trim**

	EO	DT	NL	HL
				
<b>Product description</b>	9875EO-F 9975EO-F	— —	9875NL-F 9975NL-F	9875HL-F 9975HL-F
<b>Trim description</b>	—	990DT	990NL-M	HL6M
<b>Escutcheon plate size</b>	—	3" x 14 <sup>3</sup> / <sub>16</sub> " x 3 <sup>3</sup> / <sub>32</sub> " (76x360x2mm)	3" x 14 <sup>3</sup> / <sub>16</sub> " x 3 <sup>3</sup> / <sub>32</sub> " (76x360x2mm)	2 <sup>9</sup> / <sub>16</sub> " x 5 <sup>1</sup> / <sub>2</sub> " x 2 <sup>5</sup> / <sub>8</sub> " (65x140x67mm)
<b>Pull center to center</b>	—	5 <sup>1</sup> / <sub>2</sub> " (140mm)	5 <sup>1</sup> / <sub>2</sub> " (140mm)	—
<b>Projection</b>	—	2" (51mm)	2" (51mm)	2 <sup>5</sup> / <sub>8</sub> " (67mm)
<b>ANSI function</b>	01	02	03	—
<b>Cylinder type</b>	—	—	1 <sup>1</sup> / <sub>4</sub> " Mortise	1 <sup>1</sup> / <sub>4</sub> " Mortise
<b>Handing</b>				
<b>Optional trim</b>	x990EO x996EO	x996K-DT x996L-DT) x696DT x697DT	x996K-NL x996L-NL x696NL x697NL	
<b>Optional #425 SNB quantity for device</b>	6	2	2	2

	L	L-NL	L-BE	L-DT
				
<b>Product description</b>	9875L-F 9975L-F	9875L-NL-F 9975L-NL-F	9875L-BE-F 9975L-BE-F	— —
<b>Trim description</b>	996L-M*	996L-NL-M	996L-BE-M*	996L-DT
<b>Escutcheon plate size</b>	2 <sup>3</sup> / <sub>4</sub> " x 10 <sup>3</sup> / <sub>4</sub> " x 2 <sup>7</sup> / <sub>32</sub> " (70x273x21mm)	2 <sup>3</sup> / <sub>4</sub> " x 10 <sup>3</sup> / <sub>4</sub> " x 2 <sup>7</sup> / <sub>32</sub> " (70x273x21mm)	2 <sup>3</sup> / <sub>4</sub> " x 10 <sup>3</sup> / <sub>4</sub> " x 2 <sup>7</sup> / <sub>32</sub> " (70x273x21mm)	2 <sup>3</sup> / <sub>4</sub> " x 10 <sup>3</sup> / <sub>4</sub> " x 2 <sup>7</sup> / <sub>32</sub> " (70x273x21mm)
<b>Pull center to center</b>	—	—	—	—
<b>Projection</b>	2 <sup>7</sup> / <sub>8</sub> " (73mm)	2 <sup>7</sup> / <sub>8</sub> " (73mm)	2 <sup>7</sup> / <sub>8</sub> " (73mm)	2 <sup>7</sup> / <sub>8</sub> " (73mm)
<b>ANSI function</b>	08	03	14	02
<b>Cylinder type</b>	1 <sup>1</sup> / <sub>4</sub> " Mortise	1 <sup>1</sup> / <sub>4</sub> " Mortise	—	—
<b>Handing</b>	Handed/Reversible	Handed/Reversible	Handed/Reversible	Handed/Reversible
<b>Optional #425 SNB quantity for device</b>	2	2	2	2

\* Electrified lever operation available

**Notes**