

33A/35A Rim device



1439 Roller ships standard, optional strikes available



299 Strike needs to be specified for Hollow Metal Frames

33A and 35A for all types of single and double doors with mullion, UL listed for panic exit hardware. Devices are ANSI A156.3 – 2001 Grade 1. The 35A has a smooth mechanism case and the 33A has grooved case. The rim device is non-handed except when the SS (signal switch) option is used. See opposite page for available outside trim and device functions.

33A/35A fits door stiles as narrow as 1 3/4" (44mm). Newly designed device has a one piece center case cover.

Finishes – US3, US4, US10, US15 (35A Only) US26, US26D, US26D-AM, US28, 313 and 315.

Specifications

Device lengths	3' 2' 4" to 3' (711mm to 914 mm) Door size 4' 2'10" to 4' (864 mm to 1219 mm) Door size
Device centerline from finished floor	39 13/16" (1011 mm) 39 11/16" (1008 mm) with Mullion
Center case dimensions	8 3/16" x 1 9/16" x 2 13/32" (208mm x 40mm x 62mm)
Mechanism case dimensions	2 1/4" x 2 1/4" (57mm x 57mm)
Projection	Pushbar Neutral – 3 13/16" (97 mm) Pushbar Depressed – 3 1/16" (78 mm)
Latch bolt	Deadlocking, 3/4" (19mm) throw
Fasteners & sex bolts (SNB)	Includes 1 3/4" (44mm) – 2 1/4" (57mm) wood & metal doors #425 SNB furnished standard for end case #325 SNB furnished standard for EO (exit only device)
Electric options	ALK Alarm kit CX Chexit delayed exit EL Electric latch retraction HD-EL Electric latch retraction with hex dogging QEL Quiet electric latch retraction RX Request to exit, WP-RX waterproof option LX Latchbolt monitoring LX-RX Request to exit / latchbolt monitoring RX-LC, LX-LC, LX-RX-LC Low current option for RX, LX, LX-RX SS Signal switch CON Allegion Connect
Mechanical options	AX Accessible device
Miscellaneous options	GBK Glass bead kit PN Pneumatic HH Hurricane SG Safety glow SEC Security screws SNB Sex bolts
Dogging feature	Hex Dogging standard CD Cylinder dogging LD Less dogging
Strikes	1439 – Dull black Optional strikes

QEL
Quiet electric latch retraction

- Bolt retraction via switch
- Converts exit door to push-pull operation

AX
Accessible device

- UL certified to meet new 5 lb. maximum operating force requirement
- Exceeds ANSI/BHMA requirements

CX
Chexit delayed exit

- Meets NFPA 101 requirements
- Self-contained controls, locking, alarm

ALK
Alarm exit kit

- Unauthorized opening triggers 85-decibel horn
- Set in armed or disarmed mode by key

EL
Electric latch retraction

- Enables remote unlatching
- Alternative to manual dogging

RX
Pushpad monitor switch

- Signals use of an opening
- SPDT switch to monitor pushpad

E (E360L)
Electric lever trim

- Electrified remote locking/unlocking
- Fail safe & fail secure options available
- No key override

CON
Allegion Connectors

- Common connectors to connect various door hardware all the way to the power supply





PN
Pneumatic latch retraction





- For areas where electrical devices banned
- Special linkage for mechanical or pneumatic dogging

CD
Cylinder dogging

- Replaces hex key dogging
- Requires standard 1 1/4" mortise cylinder

Standard trim

	EO	DT	NL	NL-OP
				
	No outside trim Exit only	Dummy trim Pull when dogged	Night latch Key retracts latchbolt	Night latch Key retracts latchbolt optional pull required
Product description	33A-EO 35A-EO	33A-DT 35A-DT	33A-NL 35A-NL	33A-NL-OP 35A-NL-OP
Trim description	—	386DT	386NL	388
Base size	—	7 ¹⁵ / ₃₂ " x 1 ⁵ / ₈ " (190x41mm)	7 ¹⁵ / ₃₂ " x 1 ⁵ / ₈ " (190x41mm)	7 ¹ / ₂ " x 1 ¹¹ / ₁₆ " (190x43mm)
Grip size	—	8 ¹ / ₂ " x 4 ⁹ / ₁₆ " (216x110mm)	8 ¹ / ₂ " x 4 ⁵ / ₁₆ " (216x110mm)	—
Projection	—	2 ⁷ / ₁₆ " (62mm)	2 ⁷ / ₁₆ " (62mm)	1" (25mm)
ANSI function	01	02	03	03
Cylinder type	—	—	Rim	Rim
Handing	—	—	Handed	—
Optional trim	—	x360L-DT x550DT x IVES 8190	—	x550DT x IVES 8190 10"

	L	L-BE	T	T-BE
				
	Lever Key Locks and Unlocks	Lever Blank Escutcheon Always Operable (No Cylinder)	Thumbturn Key Locks and Unlocks	Thumbturn Always Operable (No Cylinder)
Product description	33A-L 35A-L	33A-L-BE 35A-L-BE	33A-T 35A-T	33A-T-BE 35A-T-BE
Trim description	360L	360L-BE	360T	360T-BE
Base size	7 ¹ / ₂ " x 1 ¹¹ / ₁₆ " x 7 ⁷ / ₈ " (190x43x22mm)	7 ¹ / ₂ " x 1 ¹¹ / ₁₆ " x 7 ⁷ / ₈ " (190x43x22mm)	7 ¹ / ₂ " x 1 ¹¹ / ₁₆ " x 7 ⁷ / ₈ " (190x43x22mm)	7 ¹ / ₂ " x 1 ¹¹ / ₁₆ " x 7 ⁷ / ₈ " (190x43x22mm)
Grip size	—	—	—	—
Projection	3" (76mm)	3" (76mm)	1 ¹³ / ₁₆ " (46mm)	1 ¹³ / ₁₆ " (46mm)
ANSI function	08 or 09 field selectable	—	11 or 12 field selectable	—
Cylinder type	1 ¹ / ₄ " Mortise	—	1 ¹ / ₄ " Mortise	—
Handing	Handed/Reversible	Handed/Reversible	—	—
Optional trim	—	E360L-BE	—	E360T-BE

Note: 360L & 360T used on wood door require the 33A-WDA cover plate

Notes