


Experience a safer  
and more open world

## Rockwood BF156 - 90° Offset Door Pulls



### Specifications:

#### MATERIAL:

Aluminum, Brass, Bronze, Stainless Steel

#### FASTENER:

1/4"-20 x 2 1/4" thru bolt & finish washer (standard 1 3/4" door)

#### FEATURES:

Recommended for ADA openings

#### OPTIONS:

- Back to back mounting in pairs — use BTB suffix and mounting type number (BF156BTB16)
- Concealed mounting single pulls — use C suffix and mounting type number (BF156C17)
- Advise if door thickness is other than 1 3/4"
- Heavy duty versions of most fastening types available — use suffix HD to fastening type number (BF156BTB16HD)

### Available Finishes:

- US28/628
- 313/710
- 315/711
- Powder Coat
- US3/605
- US4/606
- US10/612
- US10B/613
- US10BE/613E
- US26/625
- US26D/626
- US32D/630
- US32/629
- US32DMS
- US32D316
- US32316

MATERIAL SIZE:  
1" dia.

CTC:  
8"

OVERALL:  
9"

BASE:  
1"

PROJECTION:  
3 1/2"

CLEARANCE:  
2 1/2"


OFFSET:  
4"

WEIGHT:  
3.9 lbs.

ANSI A156.6: J402

Experience a safer  
and more open world

## Rockwood BF157A - 90° Offset Door Pulls



### Specifications:

**MATERIAL:**

Aluminum, Brass, Bronze, Stainless Steel

**FASTENER:**

1/4"-20 x 2 1/4" thru bolt & finish washer (standard 1 3/4" door)

**FEATURES:**

Recommended for ADA openings

**OPTIONS:**

- Back to back mounting in pairs — use BTB suffix and mounting type number (BF157ABTB16)
- Concealed mounting single pulls — use C suffix and mounting type number (BF157AC17)
- Advise if door thickness is other than 1 3/4"
- Heavy duty versions of most fastening types available — use suffix HD to fastening type number (BF157ABTB16HD)

### Available Finishes:

- US28/628
- 313/710
- 315/711
- Powder Coat
- US3/605
- US4/606
- US10/612
- US10B/613
- US10BE/613E
- US26/625
- US26D/626
- US32D/630
- US32/629
- US32DMS
- US32D316
- US32316

**MATERIAL SIZE:**  
1" dia.

**CTC:**  
9"

**OVERALL:**  
10"

**BASE:**  
1"

**PROJECTION:**  
3 1/2"

**CLEARANCE:**  
2 1/2"


**OFFSET:**  
4"

**WEIGHT:**  
4.1 lbs.

ANSI A156.6: J402

Experience a safer  
and more open world

## Rockwood BF157 - 90° Offset Door Pulls



### Specifications:

#### MATERIAL:

Aluminum, Brass, Bronze, Stainless Steel

#### FASTENER:

1/4"-20 x 2 1/4" thru bolt & finish washer (standard 1 3/4" door)

#### FEATURES:

Recommended for ADA openings

#### OPTIONS:

- Back to back mounting in pairs — use BTB suffix and mounting type number (BF157BTB16)
- Concealed mounting single pulls — use C suffix and mounting type number (BF157C17)
- Advise if door thickness is other than 1 3/4"
- Heavy duty versions of most fastening types available — use suffix HD to fastening type number (BF157BTB16HD)

### Available Finishes:

- US28/628
- 313/710
- 315/711
- Powder Coat
- US3/605
- US4/606
- US10/612
- US10B/613
- US10BE/613E
- US26/625
- US26D/626
- US32D/630
- US32/629
- US32DMS
- US32D316
- US32316

MATERIAL SIZE:  
1" dia.

CTC:  
10"

OVERALL:  
11"

BASE:  
1"

PROJECTION:  
3 1/2"

CLEARANCE:  
2 1/2"


OFFSET:  
4"

WEIGHT:  
4.3 lbs.

ANSI A156.6: J402

Experience a safer  
and more open world

## Rockwood BF158 - 90° Offset Door Pulls



### Specifications:

#### MATERIAL:

Aluminum, Brass, Bronze, Stainless Steel

#### FASTENER:

1/4"-20 x 2 1/4" thru bolt & finish washer (standard 1 3/4" door)

#### FEATURES:

Recommended for ADA openings

#### OPTIONS:

- Back to back mounting in pairs — use BTB suffix and mounting type number (BF158BTB16)
- Concealed mounting single pulls — use C suffix and mounting type number (BF158C17)
- Advise if door thickness is other than 1 3/4"
- Heavy duty versions of most fastening types available — use suffix HD to fastening type number (BF158BTB16HD)

### Available Finishes:

- US28/628
- 313/710
- 315/711
- Powder Coat
- US3/605
- US4/606
- US10/612
- US10B/613
- US10BE/613E
- US26/625
- US26D/626
- US32D/630
- US32/629
- US32DMS
- US32D316
- US32316

MATERIAL SIZE:  
1" dia.

CTC:  
12"

OVERALL:  
13"

BASE:  
1"

PROJECTION:  
3 1/2"

CLEARANCE:  
2 1/2"


OFFSET:  
4"

WEIGHT:  
4.8 lbs.

ANSI A156.6: J402

Experience a safer  
and more open world

## Rockwood BF159 - 90° Offset Door Pulls



### Specifications:

#### MATERIAL:

Aluminum, Brass, Bronze, Stainless Steel

#### FASTENER:

1/4"-20 x 2 1/4" thru bolt & finish washer (standard 1 3/4" door)

#### FEATURES:

Recommended for ADA openings

#### OPTIONS:

- Back to back mounting in pairs — use BTB suffix and mounting type number (BF159BTB16)
- Concealed mounting single pulls — use C suffix and mounting type number (BF159C17)
- Advise if door thickness is other than 1 3/4"
- Heavy duty versions of most fastening types available — use suffix HD to fastening type number (BF159BTB16HD)

### Available Finishes:

- US28/628
- 313/710
- 315/711
- Powder Coat
- US3/605
- US4/606
- US10/612
- US10B/613
- US10BE/613E
- US26/625
- US26D/626
- US32D/630
- US32/629
- US32DMS
- US32D316
- US32316

MATERIAL SIZE:  
1" dia.

CTC:  
18"

OVERALL:  
19"

BASE:  
1"

PROJECTION:  
3 1/2"

CLEARANCE:  
2 1/2"

OFFSET:  
4"

WEIGHT:  
6.5 lbs.

ANSI A156.6: J402