


The global leader in
door opening solutions

Rockwood 11047-2 - Series 47 Straight Double Bar Set



Specifications:

MATERIAL:

Aluminum, Brass, Bronze, or Stainless Steel

MOUNTINGS:

- Metal and Wood: T3 Back to Back and Thru Bolt; Pull Free End = 1, Push Free End = 1, Common End = 5
- Metal: T4 Back to Back and Concealed; Pull Free End = 6, Push Free End = 6, Common End = 5
- Wood: T5 Back to Back and Concealed; Pull Free End = 8, Push Free End = 8, Common End = 5
- Metal & Wood: T1 Back to Back and Decorative Bolt; Pull Free End = 12, Push Free End = 12, Common End = 5
- Glass: T2 Back to Back and Thru Bolt; Pull Free End = 15, Push Free End = 15; Common End = 13
- T3 is the standard mounting method for Metal and Wood Doors. (See mounting selections at rockwoodmfg.com)

ORDERING:

Specify product number, mounting, door type, push bar CTC, and finish (i.e., 11047-2 T3, wood door, 33" CTC, US32D316)

OPTIONS:

- Engraving "PUSH" or "PULL" (specify handing)
- Base plates available — use BP prefix (BP11047-2) when ordering
- Heavy duty versions of most fastening types available — use suffix HD to fastening type number (11047-2 T3HD)

Available Finishes:

- US3/605
- US4/606
- US10/612
- US10B/613
- US10BE/613E
- US26/625
- US26D/626
- US28/628
- US32/629
- US32316
- US32D/630
- US32D316
- US32DMS
- 313/710
- 314
- 315/711
- Powder Coat

SIZE:
Ø 1"

CTC:
Pull 8"


PROJECTION:
Pull 3"
Push 2 ³/₄"

CLEARANCE:
Pull 2"
Push 1 ³/₄"

WEIGHT:
20 lbs.

ANSI 156.6:
J504

Rockwood 111A47-2 - Series 47 Straight Double Bar Set



Specifications:

MATERIAL:

Aluminum, Brass, Bronze, or Stainless Steel

MOUNTINGS:

- Metal and Wood: T3 Back to Back and Thru Bolt; Pull Free End = 1, Push Free End = 1, Common End = 5
- Metal: T4 Back to Back and Concealed; Pull Free End = 6, Push Free End = 6, Common End = 5
- Wood: T5 Back to Back and Concealed; Pull Free End = 8, Push Free End = 8, Common End = 5
- Metal & Wood: T1 Back to Back and Decorative Bolt; Pull Free End = 12, Push Free End = 12, Common End = 5
- Glass: T2 Back to Back and Thru Bolt; Pull Free End = 15, Push Free End = 15; Common End = 13
- T3 is the standard mounting method for Metal and Wood Doors. (See mounting selections at rockwoodmfg.com)

ORDERING:

Specify product number, mounting, door type, push bar CTC, and finish (i.e., 111A47-2 T3, wood door, 33" CTC, US32D316)

OPTIONS:

- Engraving "PUSH" or "PULL" (specify handing)
- Base plates available — use BP prefix (BP111A47-2) when ordering
- Heavy duty versions of most fastening types available — use suffix HD to fastening type number (111A47-2 T3HD)

Available Finishes:

- US3/605
- US4/606
- US10/612
- US10B/613
- US10BE/613E
- US26/625
- US26D/626
- US28/628
- US32/629
- US32316
- US32D/630
- US32D316
- US32DMS
- 313/710
- 314
- 315/711
- Powder Coat

SIZE:
Ø 1"

CTC:
Pull 9"


PROJECTION:
Pull 3"
Push 2 ³/₄"

CLEARANCE:
Pull 2"
Push 1 ³/₄"

WEIGHT:
20.2 lbs.

ANSI 156.6:
J504

Rockwood 11147-2 - Series 47 Straight Double Bar Set



Available Finishes:

- US3/605
- US4/606
- US10/612
- US10B/613
- US10BE/613E
- US26/625
- US26D/626
- US28/628
- US32/629
- US32316
- US32D/630
- US32D316
- US32DMS
- 313/710
- 314
- 315/711
- Powder Coat

Specifications:

MATERIAL:

Aluminum, Brass, Bronze, or Stainless Steel

MOUNTINGS:

- Metal and Wood: T3 Back to Back and Thru Bolt; Pull Free End = 1, Push Free End = 1, Common End = 5
- Metal: T4 Back to Back and Concealed; Pull Free End = 6, Push Free End = 6, Common End = 5
- Wood: T5 Back to Back and Concealed; Pull Free End = 8, Push Free End = 8, Common End = 5
- Metal & Wood: T1 Back to Back and Decorative Bolt; Pull Free End = 12, Push Free End = 12, Common End = 5
- Glass: T2 Back to Back and Thru Bolt; Pull Free End = 15, Push Free End = 15; Common End = 13
- T3 is the standard mounting method for Metal and Wood Doors. (See mounting selections at rockwoodmfg.com)

ORDERING:

Specify product number, mounting, door type, push bar CTC, and finish (i.e., 11147-2 T3, wood door, 33" CTC, US32D316)

OPTIONS:

- Engraving "PUSH" or "PULL" (specify handing)
- Base plates available — use BP prefix (BP11147-2) when ordering
- Heavy duty versions of most fastening types available — use suffix HD to fastening type number (11147-2 T3HD)

SIZE:
Ø 1"

CTC:
Pull 10"


PROJECTION:
Pull 3"
Push 2 ³/₄"

CLEARANCE:
Pull 2"
Push 1 ³/₄"

WEIGHT:
20.5 lbs.

ANSI 156.6:
J504

Rockwood 11247-2 - Series 47 Straight Double Bar Set



Available Finishes:

- US3/605
- US4/606
- US10/612
- US10B/613
- US10BE/613E
- US26/625
- US26D/626
- US28/628
- US32/629
- US32316
- US32D/630
- US32D316
- US32DMS
- 313/710
- 314
- 315/711
- Powder Coat

Specifications:

MATERIAL:

Aluminum, Brass, Bronze, or Stainless Steel

MOUNTINGS:

- Metal and Wood: T3 Back to Back and Thru Bolt; Pull Free End = 1, Push Free End = 1, Common End = 5
- Metal: T4 Back to Back and Concealed; Pull Free End = 6, Push Free End = 6, Common End = 5
- Wood: T5 Back to Back and Concealed; Pull Free End = 8, Push Free End = 8, Common End = 5
- Metal & Wood: T1 Back to Back and Decorative Bolt; Pull Free End = 12, Push Free End = 12, Common End = 5
- Glass: T2 Back to Back and Thru Bolt; Pull Free End = 15, Push Free End = 15; Common End = 13
- T3 is the standard mounting method for Metal and Wood Doors. (See mounting selections at rockwoodmfg.com)

ORDERING:

Specify product number, mounting, door type, push bar CTC, and finish (i.e., 11247-2 T3, wood door, 33" CTC, US32D316)

OPTIONS:

- Engraving "PUSH" or "PULL" (specify handing)
- Base plates available — use BP prefix (BP11247-2) when ordering
- Heavy duty versions of most fastening types available — use suffix HD to fastening type number (11247-2 T3HD)

SIZE:
Ø 1"

CTC:
Pull 12"

PROJECTION:
Pull 3"
Push 2 ³/₄"

CLEARANCE:
Pull 2"
Push 1 ³/₄"

WEIGHT:
21 lbs.

ANSI 156.6:
J504