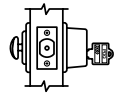


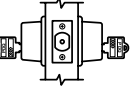


KV Series (Standard Duty Commercial Grade)

- FOR DOORS:** • 1-3/8" to 1-3/4" thick
- DOOR PREP:** • 2-1/8" DIA
- BACKSET:** • 2-3/4" (Factory Default) adjustable to 2-3/8"
- FRONT:** • 2-1/4" x 1"
 - Stainless Steel or Wrought Brass
- STRIKE:** • 2-3/4" x 1-1/8"
 - Stainless Steel or Wrought Brass
- DEADBOLT:** • 1" Throw
 - Brass Bolt containing one 1/4" case-hardened Steel Roll Pin
- HAND:** • Non-handed
- TRIM:** • Stainless Steel or Wrought Brass Scalp
- KEYS:** • Two (2) per Lock
- KEYWAYS:** • SCC standard (Schlage C Compatible)
 - Also available in keyways of other manufacturers
- INTERCHANGEABLE CORE:** • Compatible with Best, Falcon and Arrow
- CYLINDER:** • 6-pin Brass Insert Cylinder keyed to 5-pins
- KEYING:** • Options: MK, CMK or GMK • Zero Bitted (KO), Keyed Different (KD) or Keyed Alike (KA)
 - Can be keyed into existing master key systems
- FINISHES:** • 605 (US3) - Bright Brass, 606 (US4) - Satin Brass, 613 (US10B) - Oil Rubbed Bronze, 626 (US26D) - Satin Chrome or 630 (US32D) - Satin Stainless Steel
- WARRANTY:** • One (1) year Limited Warranty



FUNCTIONS

FUNCTION	FUNCTION NUMBER	INSIDE OUTSIDE	DESCRIPTION	ANSI NUMBER
Single Cylinder	KV116		<ul style="list-style-type: none"> • Lock or unlock by key from outside, by thumb turn from inside 	E2152
Single Sided	KV125		<ul style="list-style-type: none"> • Deadbolt by inside thumb turn only • Special door preparation required • Surface mounted, 1-3/4" bore hole, one side 	E2192
Single Sided	KV125 BK		<ul style="list-style-type: none"> • Deadbolt by inside thumb turn only • 2-1/8" bore hole, one side • Backplate opposite side of thumb turn. 	E21112
Double Cylinder	KV137		<ul style="list-style-type: none"> • Lock or unlock by key from both sides 	E2142

SERIES		FINISH		CYLINDER OR HOUSING		KEYING	
KV — KV Series		605 — Polished Brass 606 — Satin Brass 613 — Oil Rubbed Bronze 626 — Satin Chrome 630 — Satin Stainless Steel		BLANK — Default L — Less Cylinder SF6 — SFIC w/Core, 6 Pin SF7 — SFIC w/Core, 7 Pin SF6L — SFIC 6 Pin Housing less core SF7L — SFIC 7 Pin Housing, less core		KD — Keyed Different (Default) Others - See Keying Table	
KV	116	630	ADJ	—	SCC	KD	
See Function Table		ADJ — 2-3/4" and 2-3/8"		SCC — Default Others - See Keyway Table			
FUNCTION NUMBER		THUMBTURN		KEYWAY			

Ordering Example: KV 116 630 ADJ SCC KD

CYLINDER REFERENCE GUIDE



CONVENTIONAL
KEY IN KNOB/
LEVER CYLINDER



RIM
SFIC HOUSING



SFIC CORE

KEYWAYS

CONVENTIONAL CYLINDER		SMALL FORMAT INTERCHANGEABLE CORE			
KEYWAY	PDQ KEYWAY DESIGNATOR	KEYWAY (BEST COMPATIBLE)	PDQ KEYWAY DESIGNATOR		
Schlage C (Default)	SCC	BEST A (Default), B, C, D, E, F, G, H, J, K, L, M, Q, R, WA, WB, WG, WH, TB, TD, TE, R	A (Default), B, C, D, E, F, G, H, J, K, L, M, Q, R, WA, WB, WG, WH, TB, TD, TE, R		
PDQ Restricted	TA				
Arrow AR1	ARA				
Corbin 59A1	CO59A1				
Corbin 60	CO6				
Corbin L4	CL4				
Russwin D1	RUD				
Russwin 981	RUD981				
Schlage E	SCE			PDQ Exclusive	PDQ1
Schlage C	SCC			PDQ Exclusive and Restricted	PDQ2
Schlage C-K	SCC-K		PDQ3		
Sargent LA	SAL				
Sargent RA-RC	RA-RC				
Yale E1R	YA8				
Yale GA	GA				
Falcon E-R	FAL				
Kwikset	KW				

KEYING

DESCRIPTION	PDQ KEYING DESIGNATOR
Keyed Different (Default)	KD
Keyed Alike	KA
"0" Zero Bitted	KO
Master Keyed	MK
Construction Master Keyed	CMK
Grand Master Keyed	GMK

KV SERIES with PRIVACY INDICATOR (LIGHT DUTY COMMERCIAL GRADE)

- PRIVACY INDICATOR:** • Symbol showing Unoccupied- Occupied
- THUMBTURN:** • ADA Compliant
- FOR DOORS:** • 1-3/8" to 1-3/4" Thick
- BACKSET:** • 2-3/4" (Factory Default) adjustable to 2-3/8"
- DOOR PREP:** • 2-1/8" DIA
- FACEPLATE:** • 1" x 2-1/4"
- STRIKE:** • 1-1/8" x 2-3/4"
- DEADBOLT:** • 1" Throw with hardened steel roller
- Brass Bolt containing one concealed 1/4" case-hardened Steel Roll Pin
- TRIM:** • Wrought Brass
- KEYS:** • Emergency Key Included
- FINISHES:** • 613 (US10B) Oil Rubbed Bronze, 626 (US26D) Satin Chrome
- WARRANTY:** • One (1) year Limited Warranty




UNOCCUPIED



OCCUPIED

FUNCTIONS

FUNCTION	FUNCTION NUMBER	INSIDE OUTSIDE	DESCRIPTION	ANSI NUMBER
Single Sided	KV125IND		<ul style="list-style-type: none"> • No key outside • Indicator outside • Thumbturn inside extends/retracts deadbolt • Emergency key outside retracts deadbolt 	E2192

HOW TO ORDER

SERIES	FUNCTION NUMBER	FINISH	BACKSET
KV	125IND	626	ADJ - 2-3/4" AND 2-3/8"

ORDERING EXAMPLE: KV 125IND 626 ADJ