

8103EZHD Solid door pull - 1" round Large 2-1/2" clearance for the accessibility applications

Available Sizes: 8", 10", 12"

Certifications

- Meets ANSI A156.06
- Complies with ADA and barrier free applications

Mounting

- Heavy duty mounting hardware exceeds industry standards
- 3/8-16 mounting hardware
- Specify door thickness. Standard mounting hardware for door thickness of 1-1/2" to 1-3/4" unless otherwise specified. Optional package available for 2" and 2-1/4" thick doors.
- Comes standard with thru-bolt screws and decorative washers.
- Optional mounting hardware available (see general information section for details) A, F, I, L, N, O, P, Q, X
- Mounting hardware for other door thicknesses are available as engineering special, consult customer service.



Product number	Projection "A"	Clearance	Center to center "B"	Overall length "C"
8103EZHD-8	3-1/2"	2-1/2"	8"	9"
8103EZHD-0	3-1/2"	2-1/2"	10"	11"
8103EZHD-2	3-1/2"	2-1/2"	12"	13"

Finishes

- Available in Aluminum, Brass, and Stainless Steel substrates. See general information section for specific BHMA finish code, finish description, US finish code, and substrate information.
- 316 Series Stainless Steel standard, exceeding industry standards for corrosion resistance. Recommended for external applications
- Standard finishes available; 605, 606, 612, 613, 619, 625, 626, 626-AM, 628, 629-316, 630-316, 630-AM, 643e/716, BLK
- Custom finishes are available as engineering special, consult customer service.

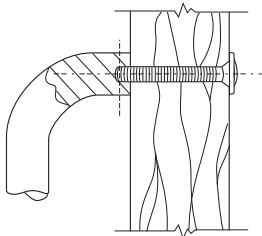
Additional information

- Specify PR when ordering a set of pulls for back to back mounting
- For one back to back machined pull, specify Nsgl or Psgl (glass doors)
- Custom lengths are available as engineering special, consult customer service.

Mounting sizes

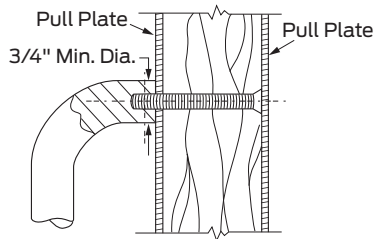
- All mounting hardware is for standard 1-3/4" door.
- Optional mounting hardware for 2" and 2-1/4" doors for many pulls. See pull detail for availability.
- Other mounting hardware sizes available as engineering special. Consult Customer Service.

Thru-bolt mounts



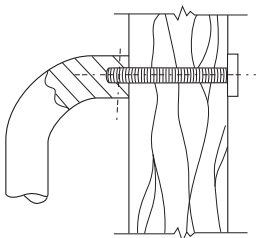
Standard mount

- Standard thru-bolt mount with countersunk washers
 - Hollow metal and wood door applications
- (2) Flat head mounting screws, plated to match
- (2) Countersunk washers, plated to match



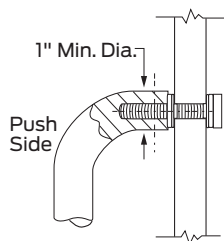
F Mount - Countersunk holes

- Used with countersunk holes in doors
 - Wood door applications
- (2) Flat head mounting screws, plated to match



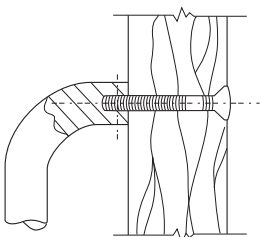
O Mount - Decorative

- Decorative thru-bolt mount
 - Hollow metal and wood door applications
- (2) Decorative mounting bolts - machine screw, plated to match



Q Mount - Decorative, glass doors

- Decorative thru-bolt mount
 - Glass door applications
- (2) Decorative mounting bolts - machine screw, plated to match
- (2) Metal and vinyl washers



X Mount - Security

- Security thru-bolt mount with countersunk washers
 - Hollow metal and wood door applications
- (2) Flat head security pin in socket mounting screws, plated to match
- (2) Countersunk washers, plated to match

Hinges & pivots **A**

Pulls & plates **B5**

Flush bolts & coordinators **C**

Latches, catches & bolts **D**

Stops **E**

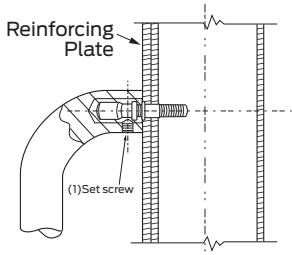
Exterior hardware **F**

Miscellaneous hardware **G**

Mounting sizes

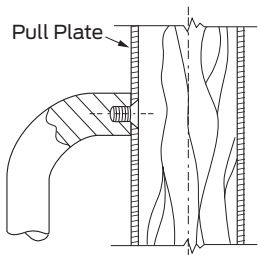
- All mounting hardware is for standard 1-3/4" door.
- Optional mounting hardware for 2" and 2-1/4" doors for many pulls. See pull detail for availability.
- Other mounting hardware sizes available as engineering special. Consult Customer Service.

Concealed mounts



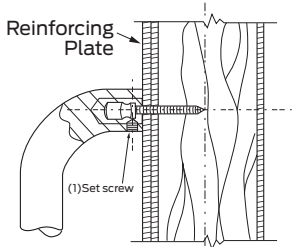
A Mount - Aluminum doors

- Concealed mount
 - Aluminum door applications
- (2) Mounting bolts - machine screw
- (2) Set screws
- Designed to be used with rivet nuts. Not supplied.



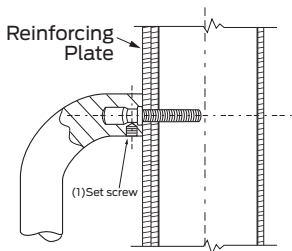
G Mount - Pull plate

- Concealed mount with pull plate
 - Hollow metal and wood door applications
- Pull mounts directly onto plate, Plate is attached to door
- (2) Flat head mounting screws



I Mount - Wood doors

- Concealed mount
 - Wood door applications
- (2) Mounting bolts - machine screw
- (2) Set screws



L Mount - Hollow metal doors

- Concealed mount
 - Hollow metal door applications
- (2) Mounting bolts - machine screw
- (2) Set screws