


# D Series

Grade 1 and Grade 2 deadbolts

Deadbolt locks provide an extra measure of protection against break-in when used as a supplement to an existing lockset. In applications ranging from military and government projects to multi-family housing, retail and restaurants, Falcon deadbolts deliver superior performance and the flexibility of multiple keying systems. Our full line of Grade 1 and 2 auxiliary locks feature interchangeable cores that are compatible with SFIC products from other manufacturers. Plus they're backed by Allegion, the best name in the business.

## Features



\*Grade 1 - High strength steel - powdered  
Grade 2 - Zinc

## Ordering information

# How to order

For correct ordering and to help ensure no delays in the shipment of your product, follow the information sequence below. Additional information for each category can be found on other pages of this catalog and in the Falcon price book. Cylindrical, mortise and interconnected lock ordering information can be found on page 7.

### Examples: FAL-D211P6-625-619-Schlage C-Q033-069-KD

Brand		Product number			Finish		Door detail			Keyway	Other requirements	
1	2	3	4	5	6	7	8	9	10	11	12	13
	Series	Func	Cylinder suffix	Fire rated	Outside	Inside	Deadbolt part #	Strike part #	Door thickness <sup>1</sup>	Extension	Keyway	Examples <sup>2</sup>
FAL	- D	211	P6		625	- 619					Schlage C	- Q033-069-KD
FAL	- D	141	P6	F	625	-	30-259	10-064			Russwin D1	- Q033-072-KD

Defaults to factory standard if not specified.

1. Enter door thickness if non-standard. Examples: 2 1/2" = 212; 2 1/4" = 214.

2. Examples include: Competitive keyway cylinder part number, master keying requirements, Blockokey.

### Detail

1	<b>Brand:</b> Falcon=FAL																				
2	<b>Series:</b> Lock series = D																				
3	<b>Function:</b> Choose from function lists (pages 57 and 59).																				
4	<b>Cylinder suffix:</b> Choose cylinder type <table border="0"> <tr> <td><b>B</b></td> <td>Less SFIC</td> <td><b>L</b></td> <td>Less 6-pin conventional cylinder</td> </tr> <tr> <td><b>BB</b></td> <td>SFIC, Best style</td> <td><b>P</b></td> <td>6-pin conventional cylinder (pinned to 5)</td> </tr> <tr> <td><b>BDC</b></td> <td>SFIC disposable construction core</td> <td><b>P6</b></td> <td>6-pin conventional cylinder (pinned to 6)</td> </tr> <tr> <td><b>G<sup>1</sup></b></td> <td>SFIC, Falcon style<sup>1</sup></td> <td><b>P7</b></td> <td>7-pin conventional cylinder (pinned to 7)</td> </tr> <tr> <td><b>H</b></td> <td>SFIC refundable construction core</td> <td><b>CP6</b></td> <td>6-pin conventional cylinder, Schlage C</td> </tr> </table>	<b>B</b>	Less SFIC	<b>L</b>	Less 6-pin conventional cylinder	<b>BB</b>	SFIC, Best style	<b>P</b>	6-pin conventional cylinder (pinned to 5)	<b>BDC</b>	SFIC disposable construction core	<b>P6</b>	6-pin conventional cylinder (pinned to 6)	<b>G<sup>1</sup></b>	SFIC, Falcon style <sup>1</sup>	<b>P7</b>	7-pin conventional cylinder (pinned to 7)	<b>H</b>	SFIC refundable construction core	<b>CP6</b>	6-pin conventional cylinder, Schlage C
<b>B</b>	Less SFIC	<b>L</b>	Less 6-pin conventional cylinder																		
<b>BB</b>	SFIC, Best style	<b>P</b>	6-pin conventional cylinder (pinned to 5)																		
<b>BDC</b>	SFIC disposable construction core	<b>P6</b>	6-pin conventional cylinder (pinned to 6)																		
<b>G<sup>1</sup></b>	SFIC, Falcon style <sup>1</sup>	<b>P7</b>	7-pin conventional cylinder (pinned to 7)																		
<b>H</b>	SFIC refundable construction core	<b>CP6</b>	6-pin conventional cylinder, Schlage C																		
5	<b>Fire rated:</b> Indicate with an "F" if fire rated deadbolt is desired and specify part number under section 8. See page 60 for deadbolt options.																				
6	<b>Outside finish:</b> Choose outside finish from available options.																				
7	<b>Inside finish:</b> Fill in inside finish only if different from outside.																				
8	<b>Deadbolt part number:</b> See page 60 for options. Specify only if non-standard deadbolt is required. Specify LLL for less deadbolt.																				
9	<b>Strike part number:</b> See page 60 for options. Specify only if non-standard strike is required. Specify LLL for less strike.																				
10	<b>Door thickness:</b> 1 7/8" standard for conventional cylinder and thumbturn. 1 5/8" to 2 1/4" standard for SFIC cylinder. Specify only if non-standard door thickness is required.																				
11	<b>Extension:</b> Enter one of the following when door specified is 2" or greater. (EI or EO assumes the latch will be centered on a 1 3/4" door to which material has been added.) <table border="0"> <tr> <td><b>EE</b></td> <td>Extended Equally</td> <td><b>EI</b></td> <td>Extended Inside</td> </tr> <tr> <td><b>EO</b></td> <td>Extended Outside</td> <td><b>ED</b></td> <td>Extended Differently</td> </tr> </table>	<b>EE</b>	Extended Equally	<b>EI</b>	Extended Inside	<b>EO</b>	Extended Outside	<b>ED</b>	Extended Differently												
<b>EE</b>	Extended Equally	<b>EI</b>	Extended Inside																		
<b>EO</b>	Extended Outside	<b>ED</b>	Extended Differently																		
12	<b>Keyway:</b> G keyway (KD) is standard when ordering P, P6 or P7 conventional cylinders; A keyway (KD) is standard when ordering BB, BDC, G or H SFIC cylinders. Other keyways available.																				
13	<b>Additional requirements:</b> <ul style="list-style-type: none"> <li>▪ Competitive keyway cylinders: Specify part number<sup>2</sup></li> <li>▪ Keying detail: Blockokey or additional keys (with quantity) requests, large bow keys, master keying (Example: Grand Master keyed, Master keyed, change key, etc.)</li> </ul>																				

1. 6-pin standard, specify G7 if 7-pin is desired.

2. Specify P6 and list the cylinder part number under "Other requirements" if a 6-pin competitive keyway cylinder is desired (see page 60 for options).

## Specifications

# D100 Series

## Grade 1, heavy-duty deadbolts

### Product specifications

**ANSI/BHMA Standard:** A156.5, 2001, Grade 1.

**UL:** UL listed for 3-hour fire door

**Functions:** 5 commercial functions available.

**Finishes:** 5 options available. See page 6 for finish color and comparative chart.

**Door thickness:** 1 <sup>7</sup>/<sub>8</sub>" standard conventional cylinder and thumbturn only. 1 <sup>5</sup>/<sub>8</sub>" to 2 <sup>1</sup>/<sub>4</sub>" SFIC cylinder.

**Backsets:** 2 <sup>3</sup>/<sub>8</sub>" - 2 <sup>3</sup>/<sub>4</sub>" adjustable deadbolt.

**Attachment:** Locks are solidly attached to the door by <sup>1</sup>/<sub>4</sub>" heat-treated steel bolts. These bolts pass through a steel plate (D111, D121 and D141) or the inner cylinder housing (D131) and thread directly into the back of the outer cylinder housing. A permanent cap is inserted over the inside cylinder (D131) making the bolts nearly impossible to remove.

**Handing:** Locks are non-handed.

**Cylinders:** Conventional cylinder, drilled with 6-pin chambers, pinned in 5 comes standard. Pinning in 6 chambers available (at no cost) when specified. Optional 7-pin conventional and 6- or 7-pin Small Format Interchangeable Core (SFIC) cylinders. Cylinder housings and plugs machined from solid brass. Springs are phosphor bronze. Two nickel silver keys furnished standard. See SFIC cylinder information on page 8 and D Series cylinder pages for additional options.

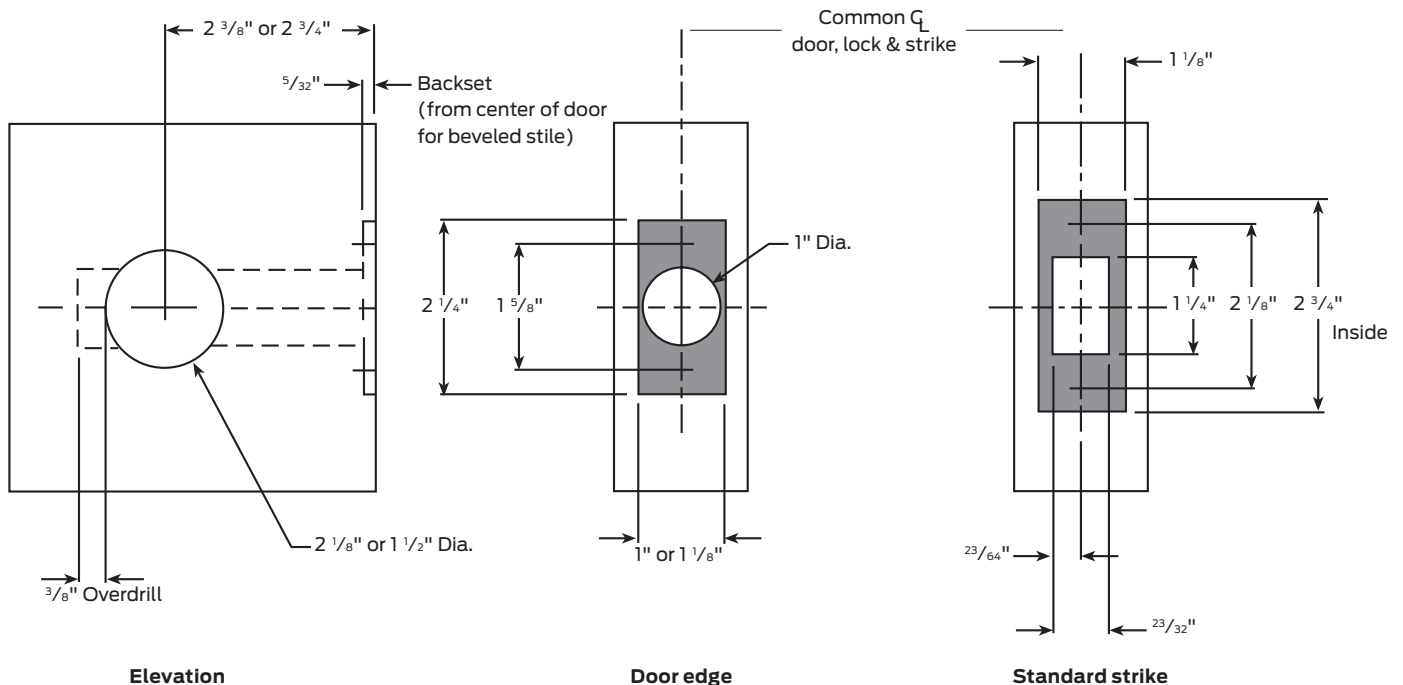
**Keyways:** "G" keyway standard in conventional cylinders. "A" keyway standard in SFIC cylinders. Additional options: Falcon, Schlage and many Best and Arrow keyways.

**Exposed trim:** Wrought brass or bronze reinforced with steel insert.

**Deadbolts:** Deadbolt locks are furnished with deadbolts which have a full 1" projection. Housed within the deadbolt is a free-turning, <sup>1</sup>/<sub>4</sub>" thick, hardened steel, saw-resistant roller. Furnished standard with 2 <sup>3</sup>/<sub>8</sub>" - 2 <sup>3</sup>/<sub>4</sub>" adjustable backset and 1 <sup>1</sup>/<sub>8</sub>" x 2 <sup>1</sup>/<sub>4</sub>" faceplate. Optional 1" x 2 <sup>1</sup>/<sub>4</sub>" faceplate. Consult Options and Accessories section for other optional faceplates. D100 bolt is high strength steel.

**Strikes:** 2 <sup>3</sup>/<sub>4</sub>" x 1 <sup>1</sup>/<sub>8</sub>" lipless strike standard. ANSI 4 <sup>7</sup>/<sub>8</sub>" x 1 <sup>1</sup>/<sub>4</sub>" lipless, 2 <sup>1</sup>/<sub>4</sub>" full lip strikes, a 2 <sup>3</sup>/<sub>4</sub>" x 1 <sup>1</sup>/<sub>8</sub>" T-strike or a security strike are available. Consult options and accessories section.

**Screws:** Furnished with wood/machine screws for use on wood or metal doors or frames.



## Functions

# D100 Series styles

### D111: Classroom function

Deadbolt thrown or retracted by key from outside. Inside turn will only retract bolt. Bolt automatically deadlocks when fully thrown.

ANSI/BHMA E0171



### D121: Single cylinder

Deadbolt thrown or retracted by key only. Blank plate inside. Bolt automatically deadlocks when fully thrown.


ANSI/BHMA E0161



### D131: Double cylinder

Deadbolt thrown or retracted by key from either side. Bolt automatically deadlocks when fully thrown.

ANSI/BHMA E0141



### D141: Single cylinder x thumbturn

Deadbolt thrown or retracted by key or by turn. Bolt automatically deadlocks when fully thrown.

ANSI/BHMA E0151



### D151: Double thumbturn

Deadbolt thrown or retracted by turn unit from either side. Bolt automatically deadlocks when fully thrown. Application for shelters.

#### Finishes

Available in BHMA 605, 606, 613, 625, and 626. See page 6 for finish color and comparative chart.

## Specifications

# D200 Series

## Grade 2, medium-duty deadbolts

### Product specifications

**ANSI/BHMA:** A156.5, 2001, Grade 2.

**Functions:** 8 commercial functions available.

**Finishes:** 5 options available. See page 6 for finish color and comparative chart.

**Door thickness:** 1 <sup>3</sup>/<sub>8</sub>" to 2 <sup>1</sup>/<sub>4</sub>" standard conventional cylinder. 1 <sup>5</sup>/<sub>8</sub>" to 2" SFIC cylinder.

**Backsets:** 2 <sup>3</sup>/<sub>8</sub>"- 2 <sup>3</sup>/<sub>4</sub>" adjustable deadbolt.

**Attachment:** Locks are solidly attached to the door by <sup>1</sup>/<sub>4</sub>" heat-treated steel bolts. These bolts pass through a steel plate (D211, D221 and D241) or the inner cylinder housing (D231) and thread directly into the back of the outer cylinder housing.

**Handing:** Non-handed. May be used in right hand or left hand doors swinging in or out.

**Cylinders:** Conventional cylinder, drilled with 6-pin chambers, pinned in 5 comes standard. Pinning in 6 chambers available (at no cost) when specified. Optional 7-pin conventional and 6- or 7-pin Small Format Interchangeable Core (SFIC) cylinders. Cylinder housings and plugs machined from solid brass. Springs are phosphor bronze. Two nickel silver keys furnished standard. See SFIC cylinder information on page 8 and D Series cylinder pages for additional options.

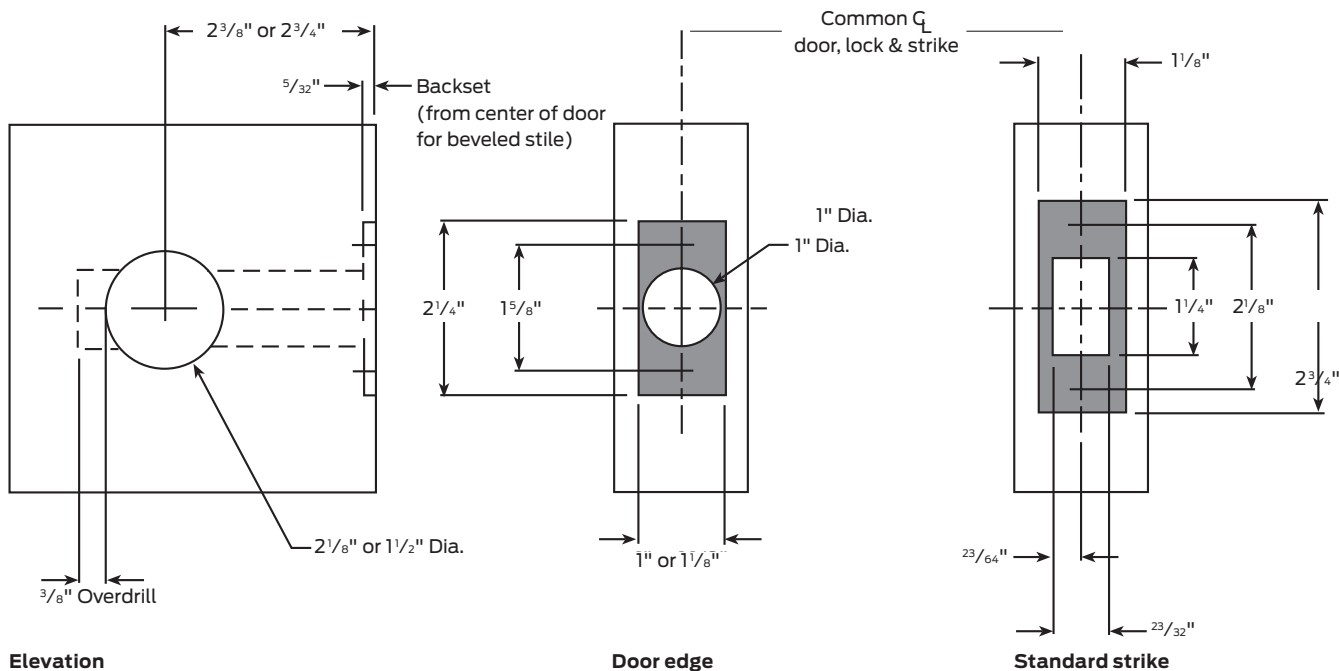
**Keyways:** "G" keyway standard in conventional cylinders. "A" keyway standard in SFIC cylinders. Additional options: Falcon, Schlage and many Best and Arrow keyways.

**Exposed trim:** Wrought brass or bronze reinforced with steel insert.

**Deadbolts:** Deadbolt locks are furnished with deadbolts which have a full 1" projection. Housed within the deadbolt is a free-turning, <sup>1</sup>/<sub>4</sub>" thick, hardened steel, saw-resistant roller. Furnished standard with 2 <sup>3</sup>/<sub>8</sub>"- 2 <sup>3</sup>/<sub>4</sub>" adjustable backset and <sup>1</sup>/<sub>8</sub>" x 2 <sup>1</sup>/<sub>4</sub>" faceplate. Optional 1" x 2 <sup>1</sup>/<sub>4</sub>" faceplate. Consult Options and Accessories section for other optional faceplates. D200 bolt is cast zinc.

**Strikes:** 2 <sup>3</sup>/<sub>4</sub>" x 1 <sup>1</sup>/<sub>8</sub>" lipless standard. ANSI 4 <sup>7</sup>/<sub>8</sub>" x 1 <sup>1</sup>/<sub>4</sub>" lipless, 2 <sup>1</sup>/<sub>4</sub>" full lip strikes, a 2 <sup>3</sup>/<sub>4</sub>" x 1 <sup>1</sup>/<sub>8</sub>" T-strike or a security strike are available. Consult Options and Accessories section.

**Screws:** Furnished with wood/machine screws for use on wood or metal doors or frames.



## Functions

# D200 Series styles

### D211: Classroom function

Deadbolt thrown or retracted by key from outside. Inside turn will only retract bolt. Bolt automatically deadlocks when fully thrown.

ANSI/BHMA E0172



### D221: Single cylinder

Deadbolt thrown or retracted by key only. Blank plate inside. Bolt automatically deadlocks when fully thrown.

ANSI/BHMA E016



### D231: Double cylinder

Deadbolt thrown or retracted by key from either side. Bolt automatically deadlocks when fully thrown.

ANSI/BHMA E0142



### D241: Single cylinder with thumbturn

Deadbolt thrown or retracted by key or by turn. Bolt automatically deadlocks when fully thrown.

ANSI/BHMA E0152



### D251: Double thumbturn

Deadbolt thrown or retracted by turn unit from either side. Bolt automatically deadlocks when fully thrown. Application for shelters.

### D261: Thumbturn (inside only) ANSI/BHMA E0192

### D261M: Thumbturn with rose ANSI/BHMA E01112

Deadbolt thrown or retracted by turn unit only. No outside trim (D261), or outside blank rose (D261M). Bolt automatically deadlocks when fully thrown.



### D271: Thumbturn (Inside with occupancy indicator)

Deadbolt thrown or retracted by turn unit only. Occupancy indicator on outside (reads either in use or vacant with color coding). Bolt automatically deadlocks when fully thrown. Emergency key supplied.



#### Finishes

Available in BHMA 605, 606, 613, 625, and 626. See page 6 for finish color and comparative chart.



## Options

## D Series cylinders

**Falcon Small Format Interchangeable Core (SFIC) cylinders**

Falcon offers a wide selection of keyways in SFIC cylinder formats. Master keying is available and, in most cases, Falcon can even furnish cores master keyed into existing Best or Arrow key systems. See page 8 for details.

**To order conventional cylinders in competitive keyways (6-pin)**

When specifying a competitive cylinder, reference How-to-order page for correct cylinder suffix and be sure to list brand plus keyway under the "Keyway" section and the correct part number below in the "Other requirements" area of the part number order string.

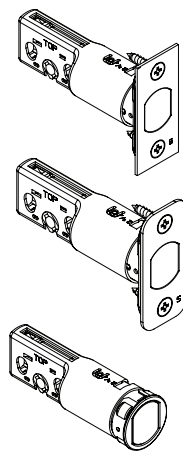
Brand	Keyway	O-Bit	KA	KD	Lock function
Corbin	60	Q033-077		Q033-077-KD	D141/241
Corbin	L4	Q033-079			D121/221
Russwin		Q033-078			
Russwin	D1	Q033-074		Q033-074-KD	D121/221
		Q033-073		Q033-073-KD	D131/231
		Q033-072		Q033-072-KD	D141/241
		Q033-065			D111
Schlage	C 5-pin	Q500-065			D111
		Q500-071			D131
	C 6-pin	Q033-071		Q033-071-KD	D121/221
		Q033-070	Q033-070-KA	Q033-070-KD	D131/231
	E 6-pin	Q033-069	Q033-069-KA	Q033-069-KD	D111/211
		Q033-066			D121/221
Yale	8 (Para)	Q033-067			D131/231
		Q033-068			D121/221
				Q033-076-KD	D121/221
				Q033-075-KD	D141/241
					D111/211

## Deadbolts

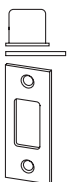
Options for configured locks.

	D100	D200	Adjustable backset	Description
Non-fire rated	30-256	30-253	2 3/8" or 2 3/4"	Square corner, 1 1/8" x 2 1/4", standard
	30-176	30-175	2 3/8" or 2 3/4"	Square corner, 1" x 2 1/4"
	30-178	30-177	2 3/8" or 2 3/4"	Radius corner (1/4"), 1" x 2 1/4"
	30-257	30-254	2 3/8" or 2 3/4"	Circular drive-in bolt (626 finish only)
UL listed	30-174	30-173	2 3/8" or 2 3/4"	Square corner, 1 1/8" x 2 1/4", standard
	30-172	30-171	2 3/8" or 2 3/4"	Square corner, 1" x 2 1/4"
	30-259	30-258	2 3/8" or 2 3/4"	Circular drive-in bolt (626 finish only)

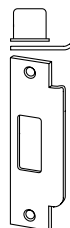
Note: Specify finish 605, 606, 613, 625, or 626.



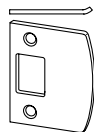
## Strikes



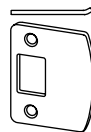
**10-094**  
Square corner with metal dustbox (standard)



**10-087**  
ANSI prep with dustbox



**10-095**  
Full lip, square corner



**10-092**  
Full lip, 1/4" radius corner



**10-064**  
Drive-in thimble

**10-095**  
Full lip, square corner