


88 Rim exit device



88 rim devices for all types of single and double doors with mullion, UL listed for accident hazard installations. Covers stock hollow metal doors with 86 or 161* cutouts. This device is field reversible.

Finishes – US26, US26D, US3, US4, US10B, US10, SPBLK



The 299 Strike ships standard, optional strikes available

Hex key dogging comes standard on 88 Rim exit devices



Specifications

Device functions	Device ships EO, DT, NL, TP, L, K	
Handing	Field reversible	
Crossbar length	42" (1067 mm) field sizeable	
Device centerline	39 ³ / ₁₆ "	
Crossbar centerline to finished floor	36 ¹³ / ₁₆ " (935 mm) at center	
Lock stile case	8 ¹ / ₄ " X 2 ³ / ₄ " X ¹⁵ / ₁₆ " (210 mm x 70 mm x 24 mm)	
Hinge stile case	6" X 1 ³ / ₄ " X ¹⁵ / ₁₆ " (152 mm x 44 mm x 24 mm)	
Crossbar tubing	1" (25 mm) outside diameter	
Projection	Neutral – 4 ³ / ₄ " (121 mm) Depressed – 4" (102 mm)	
Latch bolt	³ / ₄ " (19 mm), throw	
Fasteners	All necessary mounting fasteners are included.	
Electrical options	RX	Crossbar monitor switch in end case
	E	Electric unlocking (BE trim only)
Mechanical options	RCB	Reinforced crossbar
	KN	Knurled crossbar
Strikes	299 - Dull black	






* Not applicable with all strike and mullion combinations, consult factory.

RX






Crossbar monitor switch

- Signals use of an opening
- SPDT switch to monitor crossbar

Standard trims

	EO	NL 	TP 	DT 	K 	L 
	Exit only	Night latch Key retracts latchbolt	Key locks thumbpiece	Dummy trim Pull when dogged	Key locks knob	Key locks lever #06 Standard
Product description	88EO	88NL	88TP	88DT	88K ^{1,2,3}	88L ^{1,2,4,5,6,7}
Trim description	—	880NL-R	880TP-R	880DT-R	880K-R	373L
Escutcheon plate size	—	3" x 14 ³ / ₁₆ " x ³ / ₃₂ "	3" x 14 ³ / ₁₆ " x ³ / ₃₂ "	3" x 14 ³ / ₁₆ " x ³ / ₃₂ "	3" x 14 ³ / ₁₆ " x ³ / ₃₂ "	3" x 14 ³ / ₁₆ " x ³ / ₃₂ "
Grip mounting center	—	5 ¹ / ₂ "	5 ¹ / ₂ "	5 ¹ / ₂ "	—	6 ¹ / ₄ "
Projection	—	2"	2"	2"	2 ³ / ₄ "	2 ⁵ / ₈ "
ANSI function	01	03	05	02	08	08/09
Cylinder type	—	Rim	Rim	—	Rim	1 ¹ / ₄ " Mortise
Sex bolt quantity #425 (optional)	8	4	4	4	4	4

Optional trims

	NL 	TP 	DT 	K 	EO 
	Night latch Key retracts latchbolt	Key locks thumbpiece	Dummy trim Pull when dogged	Key locks knob	Exit only
Product description	88NL x 608NL	88TP x 608TP	88DT x 608DT	88K x 606K ^{1,2,3,5}	88L x 880EO
Trim description	608NL-R	608TP-R	608DT-R	606K-R	880EO-R
Escutcheon plate size	1 ⁵ / ₈ " x 13 ¹ / ₂ " x ³ / ₁₆ "	1 ⁵ / ₈ " x 13 ¹ / ₂ " x ³ / ₁₆ "	1 ⁵ / ₈ " x 13 ¹ / ₂ " x ³ / ₁₆ "	1 ⁵ / ₈ " x 8 ³ / ₄ " x ³ / ₁₆ "	3" x 14 ³ / ₁₆ " x ³ / ₃₂ "
Grip mounting center	5 ¹ / ₂ "	5 ¹ / ₂ "	5 ¹ / ₂ "	—	—
Projection	2 ¹ / ₆ "	2 ¹ / ₆ "	2 ¹ / ₆ "	2 ³ / ₄ "	—
ANSI function	03	05	02	08	01
Cylinder type	Rim	Rim	—	Rim	—
Sex bolt quantity #425 (optional)	NR	NR	NR	NR	4

¹ If no cylinder operation is required, specify "BE" blank escutcheon, trim always operable; example 88TP-BE.

² Matching dummy trim available, use suffix "DT"; example 88K-DT.

³ Night latch function available, order 88NL x 880K-R rigid.

⁴ When using sex bolts, an 889 cover plate is required. See page 24.

⁵ When using on wood doors without sex bolts, "WDA" cover plate is required. See page 24.

⁶ Not available with E88.

⁷ The 373L is shipped L. An NL cylinder plate is also furnished standard (for operation only when key is used).

NR-Not recommended


Notes

88-F Rim fire exit device



88-F fire exit rim devices for all types of 4' X 8' (1219 mm X 2438 mm) single and 8' X 8' (2438 mm x 2438 mm) double doors with 9954 mullion, UL listed, 3 hours. This device is handed.

Finishes – US26, US26D, US3, US4, US10B, US10, SPBLK



The 268 Strike ships standard, optional strikes available

Specifications

Device functions	Device ships EO, NL, TP, L, K	
Handing	Handed	
Crossbar length	42" (1067 mm) field sizable	
Device centerline	39 ¹³ / ₁₆ "	
Crossbar centerline to finished floor	36 ¹³ / ₁₆ " (935 mm) at center	
Lock stile case	8 ¹ / ₄ " X 2 ³ / ₄ " X 1 ⁵ / ₁₆ " (210 mm x 70 mm x 24 mm)	
Hinge stile case	6" X 1 ³ / ₄ " X 1 ⁵ / ₁₆ " (152 mm x 44 mm x 24 mm)	
Crossbar tubing	1" (25 mm) outside diameter	
Projection	Neutral – 4 ³ / ₄ " (121 mm) Depressed – 4" (102 mm)	
Latch bolt	Deadlocking – 3/4" (19 mm), throw	
Fasteners	All necessary mounting fasteners are included.	
Electrical options	RX	Crossbar monitor switch in end case
	E	Electric unlocking (BE trim only)
Mechanical options	RCB	Reinforced crossbar
	KN	Knurled crossbar
Strikes	268 - Dull black	





RX

Crossbar monitor switch




- Signals use of an opening
- SPDT switch to monitor crossbar



Standard trims

	EO	NL	TP	K	L
					
	Exit only	Night latch Key retracts latchbolt	Key locks thumbpiece	Key locks knob	Key locks lever #06 Standard
Product description	88EO-F	88NL-F	88TP-F ¹	88K-F ^{1,5}	88L-F ^{1,2,3,4}
Trim description	—	880NL-R	880TP-R	880K-R	373L
Escutcheon plate size	—	3" x 14 ³ / ₁₆ " x ³ / ₃₂ "	3" x 14 ³ / ₁₆ " x ³ / ₃₂ "	3" x 14 ³ / ₁₆ " x ³ / ₃₂ "	3" x 14 ³ / ₁₆ " x ³ / ₃₂ "
Grip mounting center	—	5 ¹ / ₂ "	5 ¹ / ₂ "	—	—
Projection	—	2"	2"	2 ³ / ₄ "	2 ⁵ / ₈ "
ANSI function	01	03	05	08	08/09
Cylinder type	—	Rim	Rim	Rim	1 ¹ / ₄ " Mortise
Sex bolt quantity #425 (optional)⁶	8	4	4	4	4

Optional trims

	NL	TP	L
			
	Night latch Key retracts latchbolt	Key locks thumbpiece	Key locks knob
Product description	88NL-F x 608NL	88TP-F x 608TP	88K-F x 606K ^{1,3}
Trim description	608NL-R	608TP-R	606K-R
Escutcheon plate size	1 ⁵ / ₈ " x 13 ¹ / ₂ " x ³ / ₁₆ "	1 ⁵ / ₈ " x 13 ¹ / ₂ " x ³ / ₁₆ "	1 ⁵ / ₈ " x 13 ¹ / ₂ " x ³ / ₁₆ "
Grip mounting center	5 ¹ / ₂ "	5 ¹ / ₂ "	—
Projection	2 ¹ / ₆ "	2 ¹ / ₆ "	2 ³ / ₄ "
ANSI function	03	05	08
Cylinder type	Rim	Rim	Rim
Sex bolt quantity #425 (optional)⁶	NR	NR	NR

¹ If no cylinder operation is required, specify "BE" blank escutcheon, trim always operable; example 88TP-F-BE.

² When using on composite or wood doors, an 889 cover plate is required. See page 24.

³ Not available with E88-F.

⁴ The 373L is shipped L. An NL cylinder plate is also furnished standard (for operation only when key is used).

⁵ Night Latch Function available, order 88NL-F x 880K-R Rigid.

⁶ Sex bolts must be used on wood or composite fire doors.

NR-Not recommended

Notes

